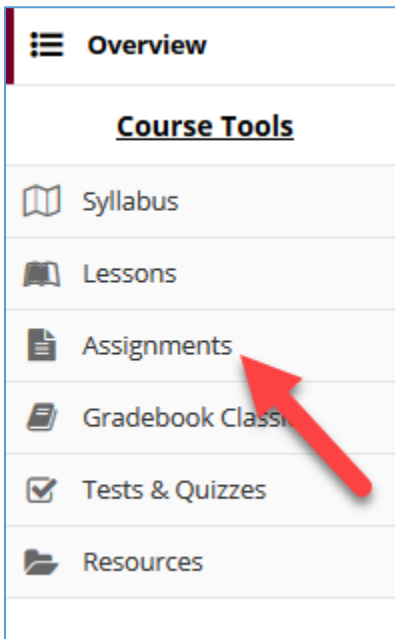


# Using ECN for Assignments

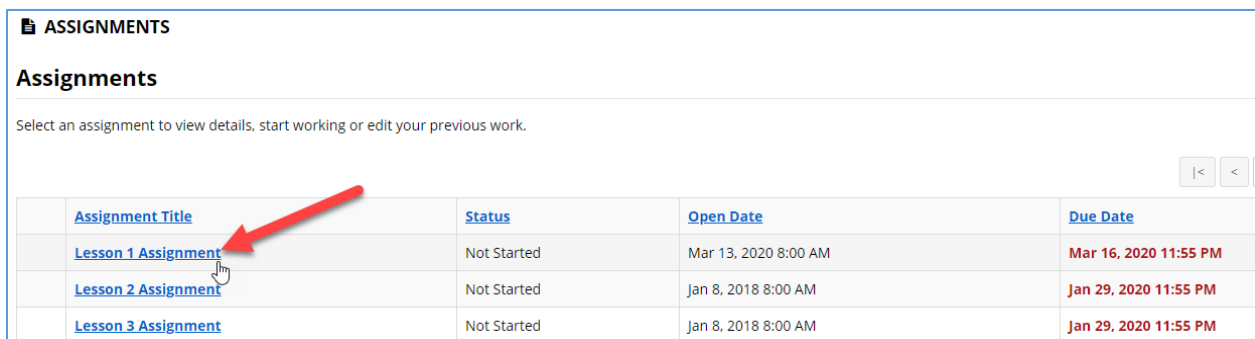
Below are directions for locating your assignments and submitting an assignment file in ECN.

## Locate Your Assignments

1. Click on the Assignments link under Course Tools.



2. A list of assignments, their status, and their open/due dates will display. Click on the name of an assignment to view it.



A screenshot of the 'ASSIGNMENTS' page. The page title is 'ASSIGNMENTS' and the sub-header is 'Assignments'. Below the header is a instruction: 'Select an assignment to view details, start working or edit your previous work.' There are navigation buttons '<' and '<<'. A table lists three assignments. A red arrow points to the first row of the table.

<a href="#">Assignment Title</a>	<a href="#">Status</a>	<a href="#">Open Date</a>	<a href="#">Due Date</a>
<a href="#">Lesson 1 Assignment</a>	Not Started	Mar 13, 2020 8:00 AM	Mar 16, 2020 11:55 PM
<a href="#">Lesson 2 Assignment</a>	Not Started	Jan 8, 2018 8:00 AM	Jan 29, 2020 11:55 PM
<a href="#">Lesson 3 Assignment</a>	Not Started	Jan 8, 2018 8:00 AM	Jan 29, 2020 11:55 PM

3. The instructions for your assignment will display, including due date, submission guidelines, and any attachments.

**Assignment - In progress**

Add attachment(s), then choose the appropriate button at the bottom.

Title	Lesson 1 Assignment
Due	Mar 16, 2020 11:55 PM
Number of resubmissions allowed	0
Status	Not Started
Grade Scale	Points (max 4.0)
Modified by instructor	Mar 13, 2020 10:49 AM

**Instructions**

**Due Date:** Sunday of the first week of class by 11:55 p.m. ET.

**Value:** The assignment is worth 4% of your final grade. Late assignments will not be accepted.

**Instructions:** Read case 1 (Neil Cargile) and case 2 (Martin B.) in Bernheim. In a one- to two-page reflection, answer the following questions. Who do you think is "more" abnormal, Neil Cargile or Martin B.? Why? Which of them do you think has a psychological disorder? Why? What does this say about your own criteria for "abnormality" and "disorder"?

This [grading rubric](#) will be used to grade the assignment (It can also be found under "Rubrics" in "Resources").

**Submission Guidelines:**

1. Please save your file assignment using the following format: LastName\_Psyc401\_Assignment\_1
2. Your final assignment should be saved as a word document.
3. Your assignment must be submitted via the Assignments tool, not the Drop Box tool, email, etc. If your assignment is not submitted via the Assignments tool, it will not be graded.


**Click the link below to submit your assignment.**

**Additional resources for assignment**

## Upload Your Assignment Submission

1. Complete Steps 1-3 for Locating Your Assignment (see pages 1-2).
2. Most assignments will have up upload a file which you will submit for grading. You can select the file you wish to upload by scrolling to the Submission section of your assignment and clicking the Choose File button.

**Submission**

 Your submission will be sent to Turnitin to be electronically reviewed for plagiarism. Only the following file types are supported: .pptx, PDF (.pdf), PostScript (.eps, .ps), plain text (.txt), HTML (.htm, .html), WordPerfect (.wpd), OpenOffice (.odt), and Microsoft Word (.doc, .docx).

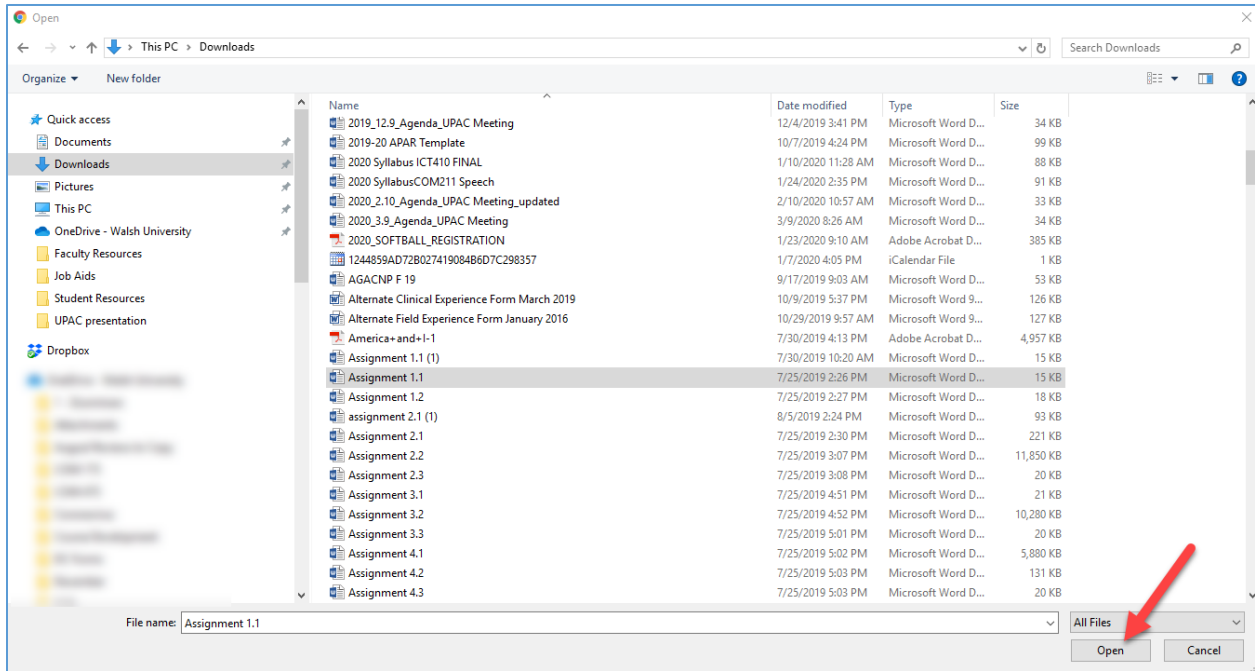
**Attachments**

No attachments yet

Select a file from computer  No file chosen

Don't forget to save or submit!

3. Browse for your file. Select your file by clicking on it and then click on the Open button.



4. Continue clicking the Choose File button and adding files as needed. When you are finished, click the Submit button.

